

EPID WEEK 33

(15.08.2010– 21.08.2010)

NOTIFIABLE DISEASES, CURRENT WEEK , 2009 AND 2010, JOHORE

DISEASE	THIS EPID WEEK		MEDIAN 2005- 2009	CUMULATIVE		MEDIAN 05-2009
	2010	2009		2010	2009	
1 HIV INFECTION (ALL FORMS) *	7	4	4	337(20)	216(14)	243
2 CHANCROID	0	0	0	0	0	0
3 CHOLERA	0	0	0	0	0	0
4 DENGUE FEVER	69	38	70	2185(1)	1656	1809
DENGUE HAEMORRHAGIC FEVER	18(1)	1	1	344(7)	130(2)	130
5 DIPHTHERIA	0	0	0	0	0	0
6 DYSENTERY (all types)	0	0	0	6	1	2
7 EBOLA	0	0	0	0	0	0
8 FOOD POISONING (episod)	0	0	0	23	18	24
FOOD POISONING (case)	0	0	0	713	788	958
9 GONOCOCCAL INFECTION (all forms)	3	0	0	133	45	44
10 LEPROSY	0	0	0	2	6	7
11 MALARIA	12(1)	1	3	114(1)	95	60
12 MEASLES	0	0	0	2	2	8
13 HAND, FOOT AND MOUTH DISEASE	41	23	19	665	717	455
14 PLAGUE	0	0	0	0	0	0
15 ACUTE POLIOMYELITIS	0	0	0	0	0	0
16 RABIES	0	0	0	0	0	0
17 RELAPSING FEVER	0	0	0	0	0	0
18 SYPHILIS (ALL FORMS)	1	0	0	55	26	42
19 TETANUS (NEONATORUM / ADULT)	0	0	0	0	0	0
20 TUBERCULOSIS (ALL FORMS)	72	31	33	1244(19)	1031(12)	952
21 TYPHOID & PARATYPHOID FEVER	0	0	0	7	13	10
22 TYPHUS & OTHER RECKETTSIOSES	0	0	0	0	0	0
23 VIRAL ENCEPHALITIS	0	0	0	0	0	2
24 VIRAL HEPATITIS						
a) Hepatitis A	0	0	0	1(1)	3	0
b) Hepatitis B	4	0	1	27	59	61
c) Hepatitis C	1	2	3	54	90	90
d) Other Hepatitis	0	0	0	0	3	0
25 WHOOPING COUGH	0	0	0	0	0	0
26 YELLOW FEVER	0	0	0	0	0	0
* INFLUENZA SURVEILLANCE						
a) Influenza-like illness (ILI)	212	4264	NA	10019	16691	NA
b) Influenza A(H1N1)	1	91	0	613(3)	454	0
** FEVER SURVEILLANCE	10933	NA	NA	179231	NA	NA
*** ACUTE GASTROENTERITIS (AGE)	706	NA	NA	33773	NA	NA

Editorial Team

Dr. Hjh Fatimah Bt Othman Dr. Badrul Hisham B. Abd Samad
Pn. Akmalina Bte Hanafi Pn. Maziah Bte Md Noor
 E-mail : epidkjnihr@johr.moh.gov.my

() Deaths

Publisher

Bahagian Kesihatan Awam, Jabatan Kesihatan Negeri Johor,
Suite 12A-C2, Tingkat 12A, Menara MSC-Cyberport,
No.5 Jln Bukit Meldrum
80300 Johor Bahru Tel: 07-2245188/89 Fax: 07-2277577

NOTIFIABLE DISEASES BY YEAR, 2005—2010, JOHORE STATE

DISEASE		2005	2006	2007	2008	2009	2010
1	HIV INFECTION (ALL FORMS) *	242(18)	234(4)	343(13)	296(22)	216(14)	337(20)
2	CHANCROID	0	0	0	0	0	0
3	CHOLERA	0	0	0	0	0	0
4	DENGUE FEVER	1332	1810	2179	2018	1656	2185(1)
	DENGUE HAEMORRHAGIC FEVER	73(1)	80(1)	152(5)	276(13)	130(2)	344(7)
5	DIPHTHERIA	0	0	0	0	0	0
6	DYSENTERY (all types)	2	4	5	3	1	6
7	EBOLA	0	0	0	0	0	0
8	FOOD POISONING (episode)	19	24	26	43	18	23
	FOOD POISONING (case)	847	1055	1613	2547	788	713
9	GONOCOCCAL INFECTION (all forms)	31	23	47	69	45	133
10	LEPROSY	9	12	7	8	6	2
11	MALARIA	55	60	67(1)	45	95	114(1)
12	MEASLES	50	34	8	8	2	2
13	HAND, FOOT AND MOUTH DISEASE	330	246	432	634	717	665
14	PLAGUE	0	0	0	0	0	0
15	ACUTE POLIOMYELITIS	0	0	0	0	0	0
16	RABIES	0	0	0	0	0	0
17	RELAPSING FEVER	0	0	0	0	0	0
18	SYPHILIS (ALL FORMS)	38	76	44	37	26	55
19	TETANUS (NEONATORUM / ADULT)	2	0	1	0	0	0
20	TUBERCULOSIS (ALL FORMS)	886(6)	883(1)	903	1021(7)	1031(12)	1244(19)
21	TYPHOID & PARATYPHOID FEVER	7	3	36	10	13	7
22	TYPHUS & OTHER RECKETTSIOSES	0	0	2	0	0	0
23	VIRAL ENCEPHALITIS	2	1	2	0	0	0
24	VIRAL HEPATITIS						
	a) Hepatitis A	0	0	2	1	3	1(1)
	b) Hepatitis B	117	97	61	13	59	27
	c) Hepatitis C	145	114	88	40(1)	90	54
	d) Other Hepatitis	1	0	0	0	3	0
25	WHOOPING COUGH	0	0	0	1	0	0
26	YELLOW FEVER	0	0	0	0	0	0
	* INFLUENZA SURVEILLANCE						
	a) Influenza-like Illness (ILI)	NA	NA	NA	NA	16691	10019
	b) Influenza A(H1N1)	0	0	0	0	454	613(3)
	** FEVER SURVEILLANCE	NA	NA	NA	NA	NA	179231
	*** ACUTE GASTROENTERITIS (AGE)	NA	NA	NA	NA	NA	33773

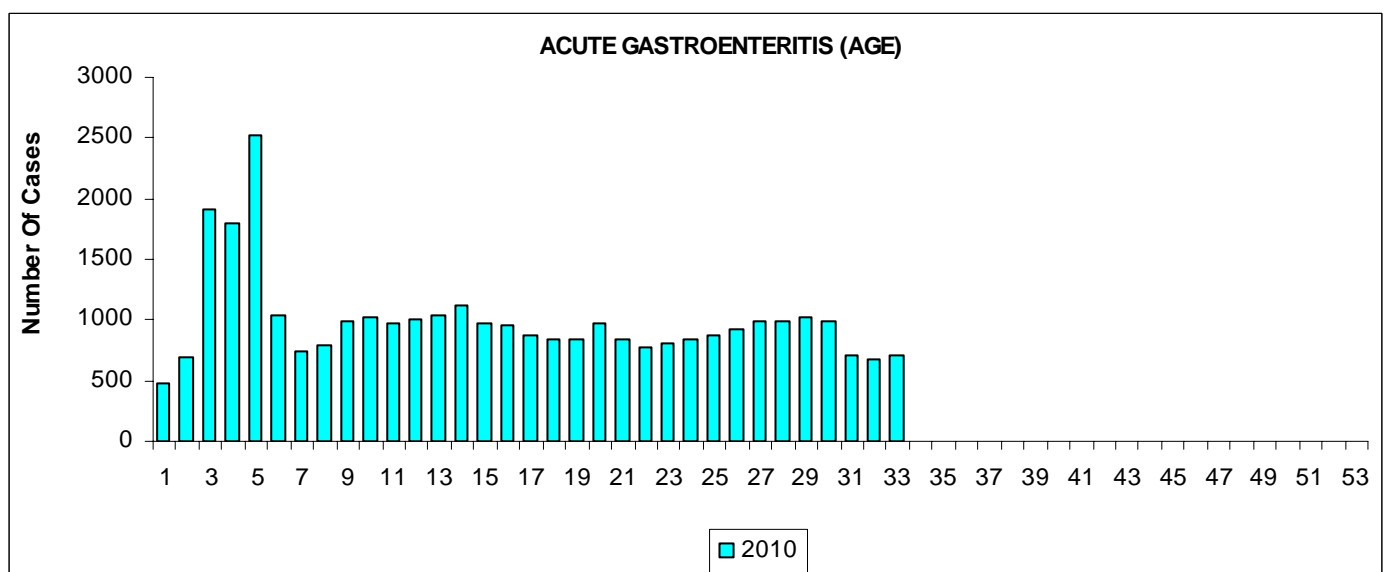
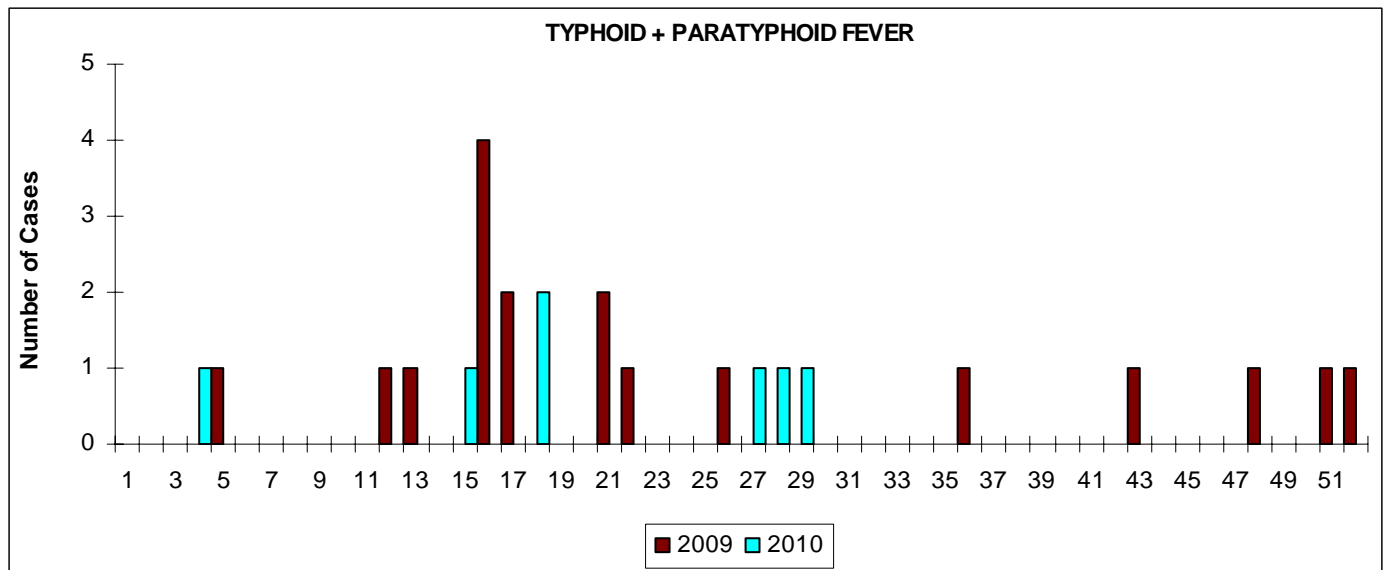
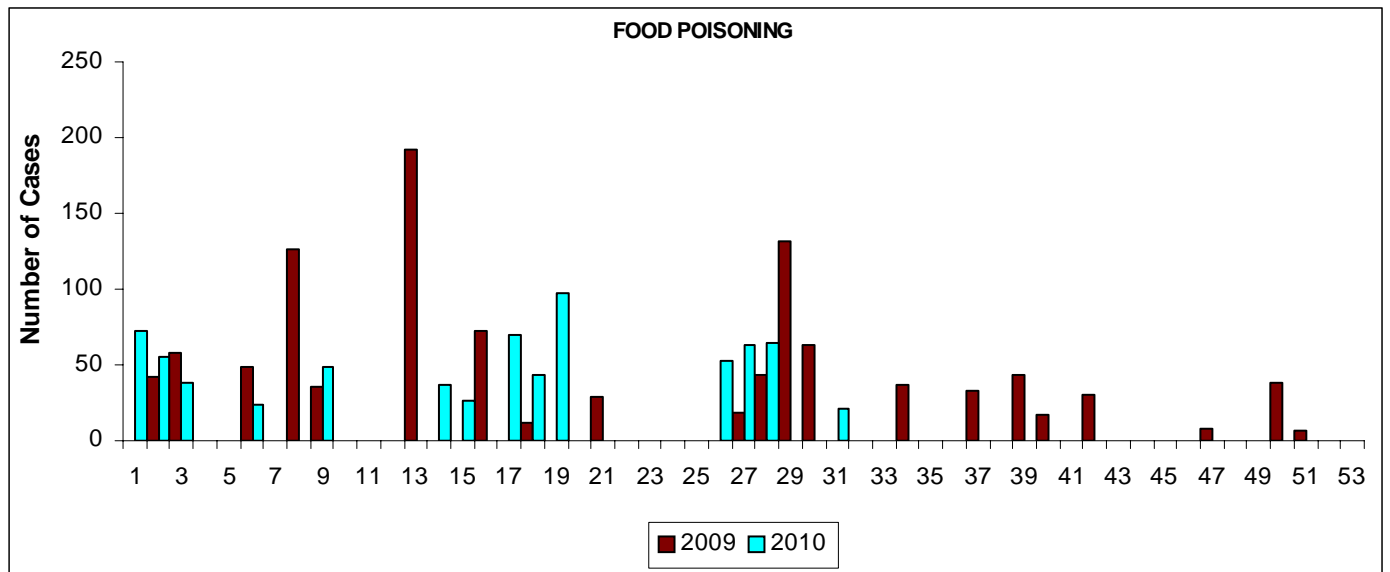
NOTIFIABLE DISEASES, CURRENT WEEK, BY DISTRICT, 2010, JOHORE STATE

DISEASE	DISTRICT										STATE
	JB	K.Jaya	Muar	Le-dang	BP	Kluang	Segamat	Pontian	KT	Mersing	
1 HIV INFECTION (ALL FORMS)	4	0	0	0	0	0	1	0	2	0	7
2 CHANCROID	0	0	0	0	0	0	0	0	0	0	0
3 CHOLERA	0	0	0	0	0	0	0	0	0	0	0
4 DENGUE FEVER	38	7	2	0	2	16	0	4	0	0	69
DENGUE HAEMORRHAGIC FEVER	12	0	1	0	0	4	1	0	0	0	18(1)
5 DIPHTHERIA	0	0	0	0	0	0	0	0	0	0	0
6 DYSENTERY (all types)	0	0	0	0	0	0	0	0	0	0	0
7 EBOLA	0	0	0	0	0	0	0	0	0	0	0
8 FOOD POISONING (episode)	0	0	0	0	0	0	0	0	0	0	0
FOOD POISONING (case)	0	0	0	0	0	0	0	0	0	0	0
9 GONOCOCCAL INFECTION (all forms)	3	0	0	0	0	0	0	0	0	0	3
10 LEPROSY	0	0	0	0	0	0	0	0	0	0	0
11 MALARIA	2	1	0	0	0	0	8	0	0	1	12(1)
12 MEASLES	0	0	0	0	0	0	0	0	0	0	0
13 HAND, FOOT AND MOUTH DISEASE	24	0	0	0	3	2	0	5	7	0	41
14 PLAGUE	0	0	0	0	0	0	0	0	0	0	0
15 ACUTE POLIOMYELITIS	0	0	0	0	0	0	0	0	0	0	0
16 RABIES	0	0	0	0	0	0	0	0	0	0	0
17 RELAPSING FEVER	0	0	0	0	0	0	0	0	0	0	0
18 SYPHILIS (ALL FORMS)	0	0	0	0	0	0	0	1	0	0	1
19 TETANUS (NEONATORUM / ADULT)	0	0	0	0	0	0	0	0	0	0	0
20 TUBERCULOSIS (ALL FORMS)	21	8	3	3	9	13	2	4	6	3	72
21 TYPHOID & PARATYPHOID FEVER	0	0	0	0	0	0	0	0	0	0	0
22 TYPHUS & OTHER RECKETTSIOSES	0	0	0	0	0	0	0	0	0	0	0
23 VIRAL ENCEPHALITIS	0	0	0	0	0	0	0	0	0	0	0
24 VIRAL HEPATITIS											
a) Hepatitis A	0	0	0	0	0	0	0	0	0	0	0
b) Hepatitis B	2	0	0	0	0	0	2	0	0	0	4
c) Hepatitis C	1	0	0	0	0	0	0	0	0	0	1
d) Other Hepatitis	0	0	0	0	0	0	0	0	0	0	0
25 WHOOPING COUGH	0	0	0	0	0	0	0	0	0	0	0
26 YELLOW FEVER	0	0	0	0	0	0	0	0	0	0	0
* INFLUENZA SURVEILLANCE											
a) Influenza-like Illness (ILI)	54	0	0	32	62	NA	23	18	12	11	212
b) Influenza A(H1N1)	1	0	0	0	0	0	0	0	0	0	1
** FEVER SURVEILLANCE	1720	287	1605	583	2019	997	770	953	1612	387	10933
ACUTE GASTROENTERITIS	NA	34	175	68	117	NA	55	108	138	11	706
*** (AGE)											

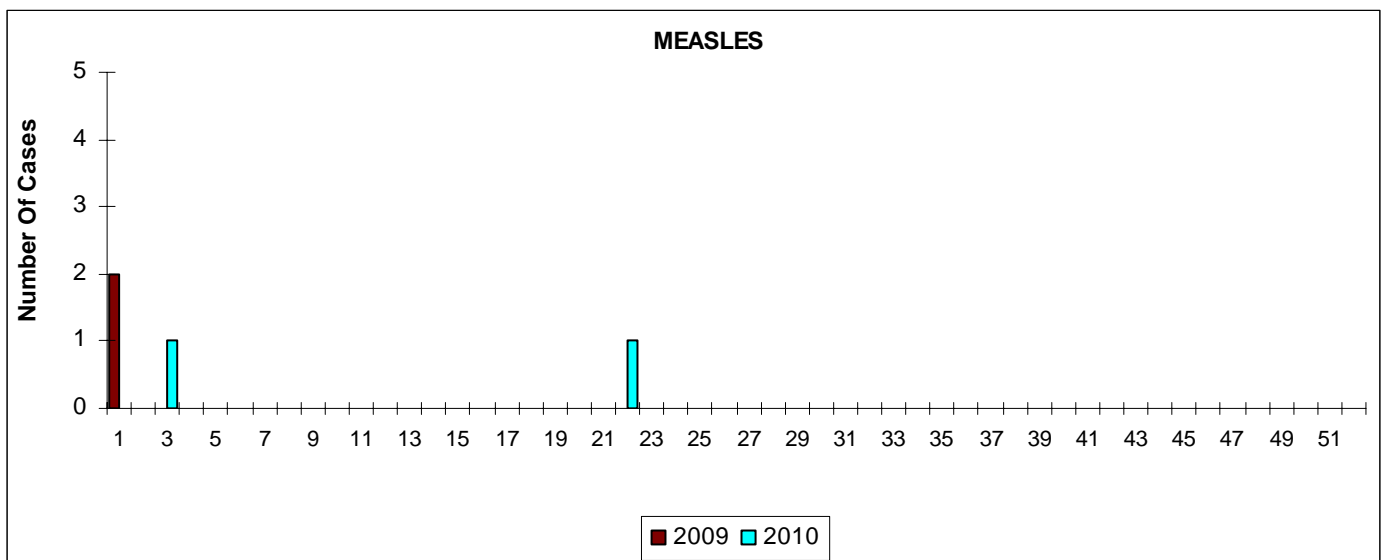
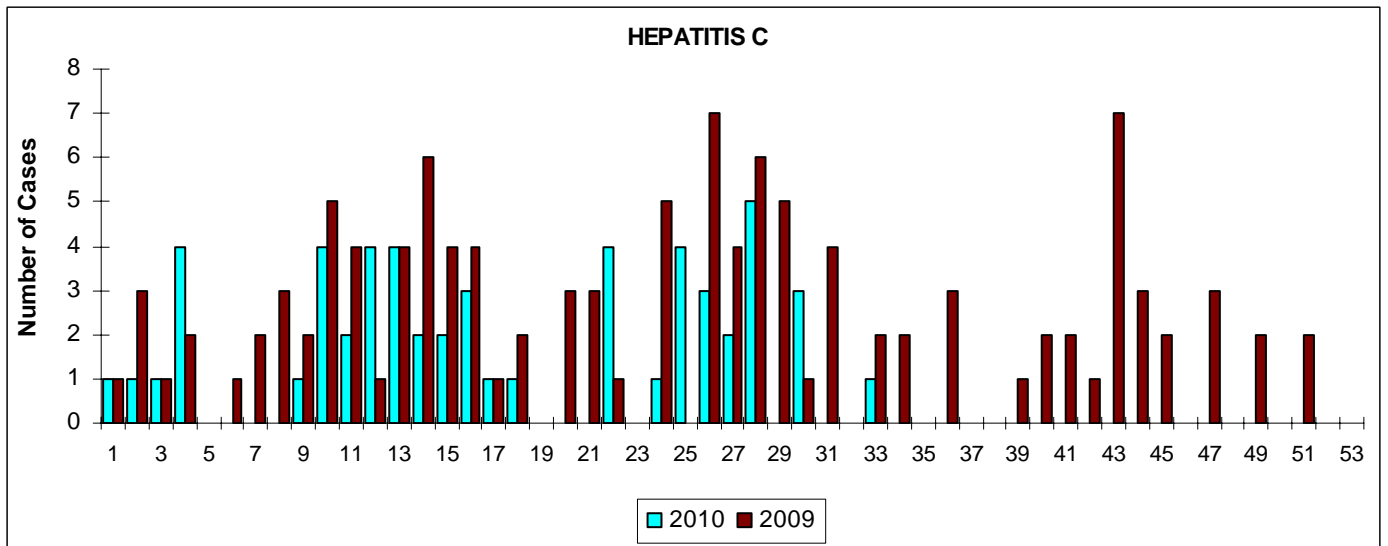
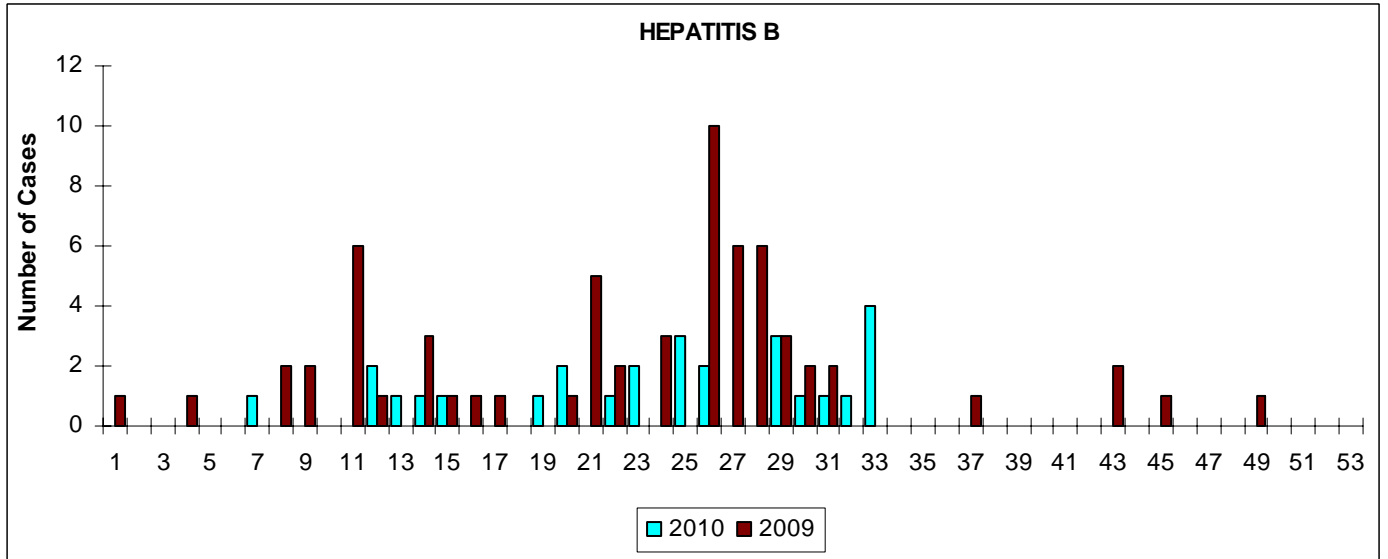
NOTIFIABLE DISEASES, CURRENT WEEK CUMULATIVE, BY DISTRICT, 2010,
JOHORE STATE

DISEASE	DISTRICT										STATE
	JB	K.Jaya	Muar	Le-dang	BP	Kluang	Segamat	Pontian	KT	Mersing	
1 HIV INFECTION (ALL FORMS)	116	20	10(1)	42(1)	37	65(2)	24(3)	4(7)	13(6)	6	337(20)
2 CHANCROID	0	0	0	0	0	0	0	0	0	0	0
3 CHOLERA	0	0	0	0	0	0	0	0	0	0	0
4 DENGUE FEVER	1492	99	36	35	46	225	111	24	65(1)	52	2185(1)
DENGUE HAEMORRHAGIC FEVER	261(3)	11	7	7	12	32(1)	5(3)	0	8	1	344(7)
5 DIPHTHERIA	0	0	0	0	0	0	0	0	0	0	0
6 DYSENTERY (all types)	5	0	0	0	0	0	0	0	0	1	6
7 EBOLA	0	0	0	0	0	0	0	0	0	0	0
8 FOOD POISONING (episode)	6	1	1	1	2	2	1	2	1	6	23
FOOD POISONING (case)	215	36	37	26	102	83	72	31	24	87	713
9 GONOCOCCAL INFECTION (all forms)	38	0	0	0	40	25	4	9	17	0	133
10 LEPROSY	0	0	1	1	0	0	0	0	0	0	2
11 MALARIA	12	8	2	1	9	6	63	1	6	6(1)	114(1)
12 MEASLES	2	0	0	0	0	0	0	0	0	0	2
13 HAND, FOOT AND MOUTH DISEASE	353	10	5	8	110	55	10	51	52	11	665
14 PLAGUE	0	0	0	0	0	0	0	0	0	0	0
15 ACUTE POLIOMYELITIS	0	0	0	0	0	0	0	0	0	0	0
16 RABIES	0	0	0	0	0	0	0	0	0	0	0
17 RELAPSING FEVER	0	0	0	0	0	0	0	0	0	0	0
18 SYPHILIS (ALL FORMS)	33	1	0	1	6	8	2	2	1	1	55
19 TETANUS (NEONATORUM / ADULT)	0	0	0	0	0	0	0	0	0	0	0
20 TUBERCULOSIS (ALL FORMS)	580	75(4)	80	31(4)	131	121	61(9)	42(2)	91	32	1244 (19)
21 TYPHOID & PARATYPHOID FEVER	3	2	1	0	0	0	0	1	0	0	7
22 TYPHUS & OTHER RECKETTSIOSSES	0	0	0	0	0	0	0	0	0	0	0
23 VIRAL ENCEPHALITIS	0	0	0	0	0	0	0	0	0	0	0
24 VIRAL HEPATITIS											
a) Hepatitis A	1	0	0	0	0	0	0	0	0	(1)	1(1)
b) Hepatitis B	19	1	1	0	0	2	3	0	0	1	27
c) Hepatitis C	30	3	2	5	0	2	12	0	0	0	54
d) Other Hepatitis	0	0	0	0	0	0	0	0	0	0	0
25 WHOOPING COUGH	0	0	0	0	0	0	0	0	0	0	0
26 YELLOW FEVER	0	0	0	0	0	0	0	0	0	0	0
* INFLUENZA SURVEILLANCE											
a) Influenza-like Illness (ILI)	2697	246	393	1216	1876	1231	811	712	299	538	10019
b) Influenza A(H1N1)	147(2)	16	81	27	205	94	27	6(1)	9	1	613(3)
** FEVER SURVEILLANCE	30214	11494	15638	9512	29056	21726	17343	15226	22904	6118	179231
*** ACUTE GASTROENTERITIS (AGE)	10103	1093	5061	2140	3092	3059	1445	3950	3295	535	33773

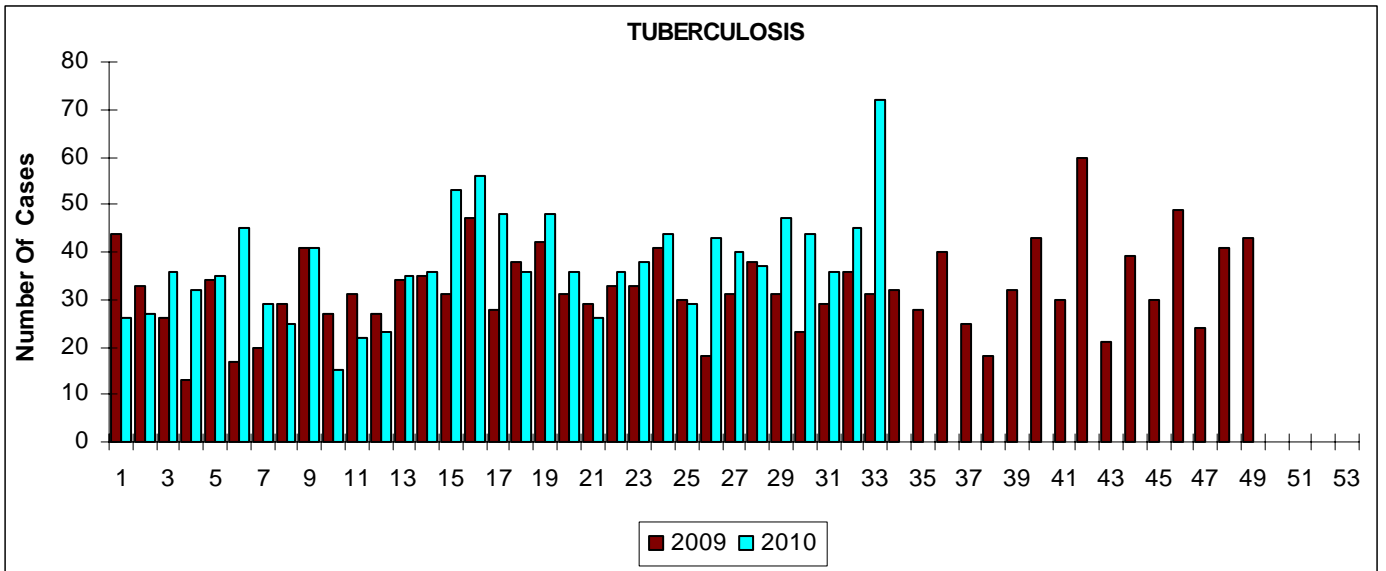
WEEKLY INCIDENCE OF FOOD/WATER BORNE DISEASES, 2009—2010



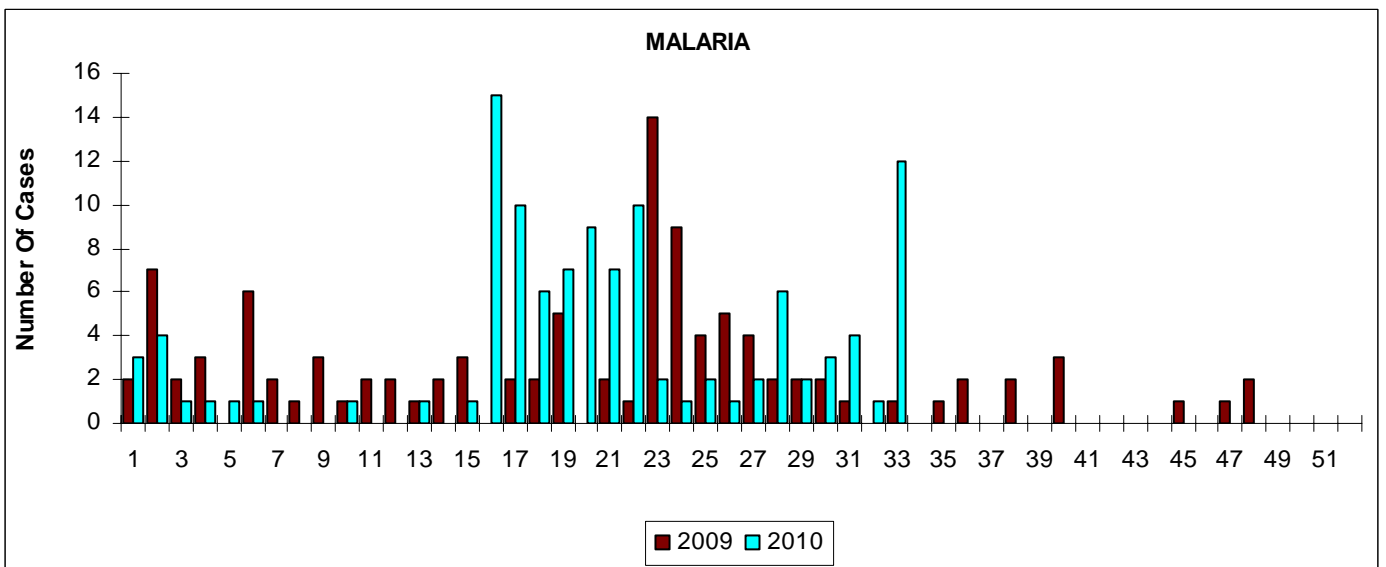
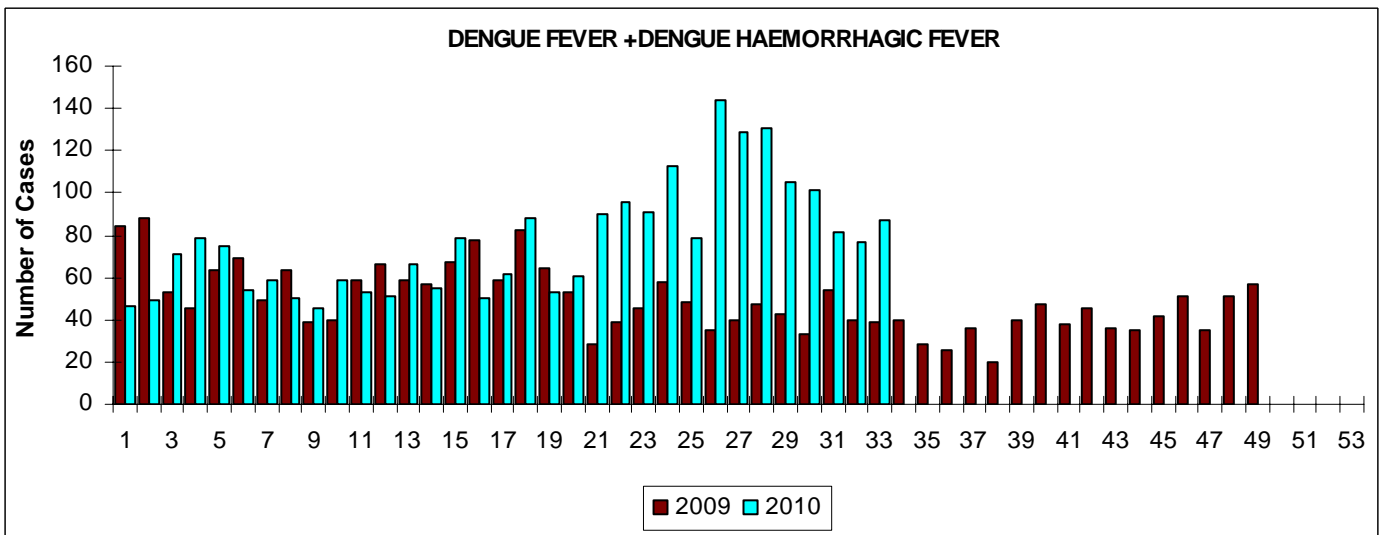
WEEKLY INCIDENCE OF VACCINE-PREVENTABLE DISEASES, 2009—2010



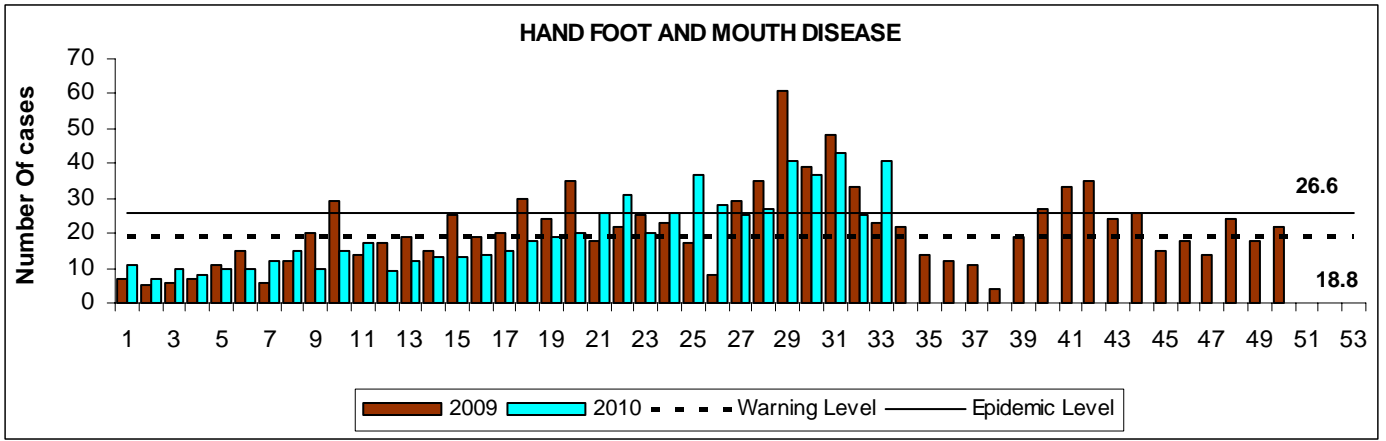
OTHER DISEASES



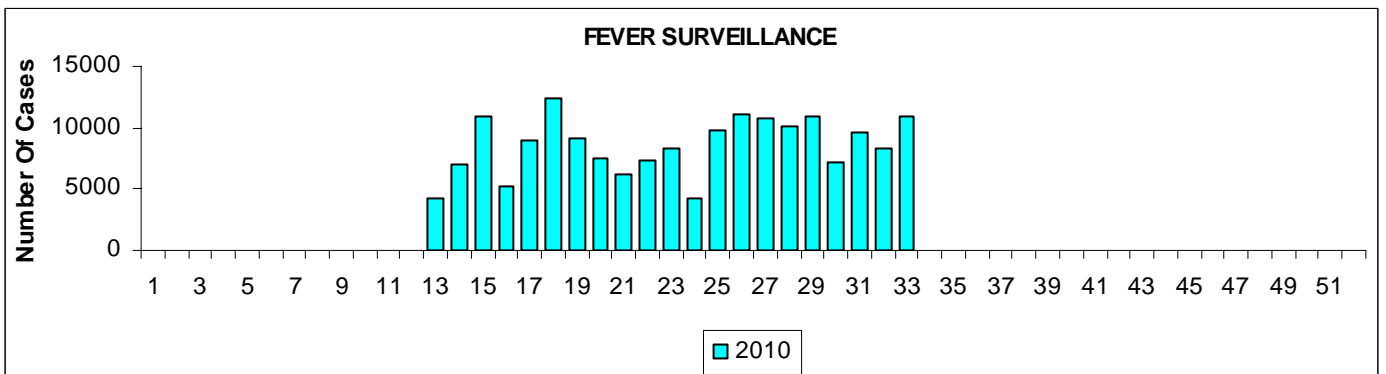
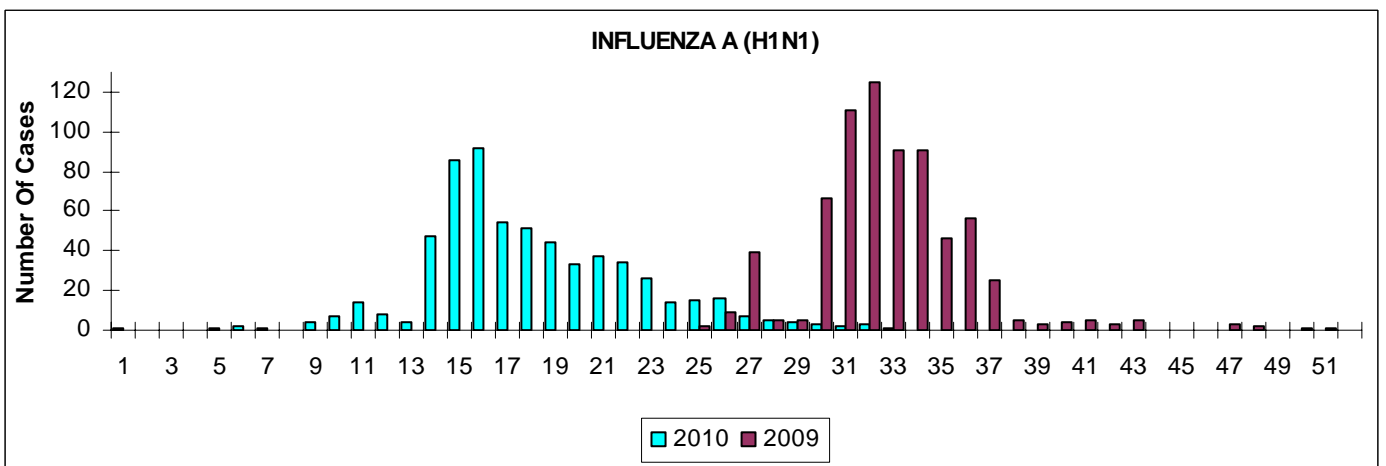
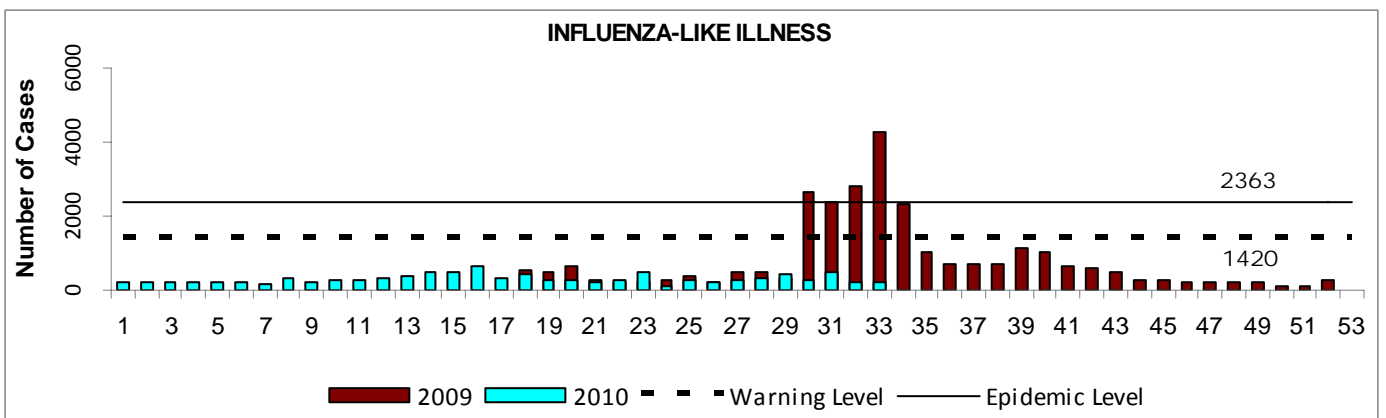
WEEKLY INCIDENCE OF VECTOR-BORNE DISEASES, 2009—2010



WEEKLY INCIDENCE OF AIR/DROPLET BORNE DISEASES , 2009-2010



INFLUENZA SURVEILLANCE, 2009-2010



Hand, Foot and Mouth Disease (HFMD)

Johor Bahru recorded the majority (58.5%) of HFMD cases with three family clusters from Pasir Gudang (three cases), Masai (two cases) and Taman Daya (two cases) respectively. All of them were treated as outpatients. Another HFMD case was epidemiologically linked to the previous HFMD cluster detected at the Tadika Nuri, Taman Johor Jaya. The case was treated at a private hospital and the kindergarten had been asked to be temporarily closed between 20 and 24 August 2010 by the Pejabat Kesihatan Johor Bahru. No HFMD clusters were reported from other districts.

Malaria

An outbreak of malaria appeared at Ladang Sermin Height, Segamat on 19 August 2010 among Indonesian workers. An initial three Indonesian workers were found to be positive for malaria at the Hospital Segamat with subsequent five positive workers were detected via active case detection (ACD). Seven of them had mixed infections with *Plasmodium falciparum* and *Plasmodium vivax* whereas another person was infected with *P. falciparum* only. All of the workers entered this country on 13 July 2010 and went straight to work at the plantation hence all of them were classified as imported cases. Pejabat Kesihatan Segamat had embarked preventive and control measures that include conducting screening survey as well as giving prophylaxis to another 78 Indonesian workers at the plantation; distributing treated bed nets; implementing scheduled spraying and larvaciding activities in the area; conducting bare leg catch (BLC) study which had found 54 *Anopheles maculatus* mosquitos; and executing mass blood survey (MBS) and health promotion activities in the outbreak area and the nearby villages.

Dengue

Active localities with uncontrolled dengue outbreaks during epidemiological week 33 were:-

- Taman Cendana, Johor Bahru (new)
- Taman Munsyi Ibrahim (Jalan Dian), Johor Bahru (new)
- Taman Suria, Johor Bahru (two consecutive weeks)
- Apartment Sri Wangi, Johor Bahru (two consecutive weeks)
- Kg. Dato' Sulaiman Menteri, Johor Bahru (three consecutive weeks)
- Taman Desa Cemerlang (Jalan Johar), Johor Bahru (five consecutive weeks)
- Kg. Melayu Majidee, Johor Bahru (six consecutive weeks)